

South Australia's

Outcomes Framework

for Children and Young People



Government
of South Australia



Every

young

South

Australian

counts

The Outcomes Framework

**places young South Australians
at the centre of 5 key Areas.**





Acknowledgement of Country

Aboriginal peoples have made and continue to make a unique and irreplaceable contribution to South Australia. The Child Development Council acknowledges and respects Aboriginal peoples of South Australia as the Traditional Owners and occupants of the lands and waters. We honour their rich cultural, spiritual and historical knowledge.

The work undertaken to develop this Outcomes Framework took place on the traditional lands of the Kurna people.

Aboriginal Data Sovereignty

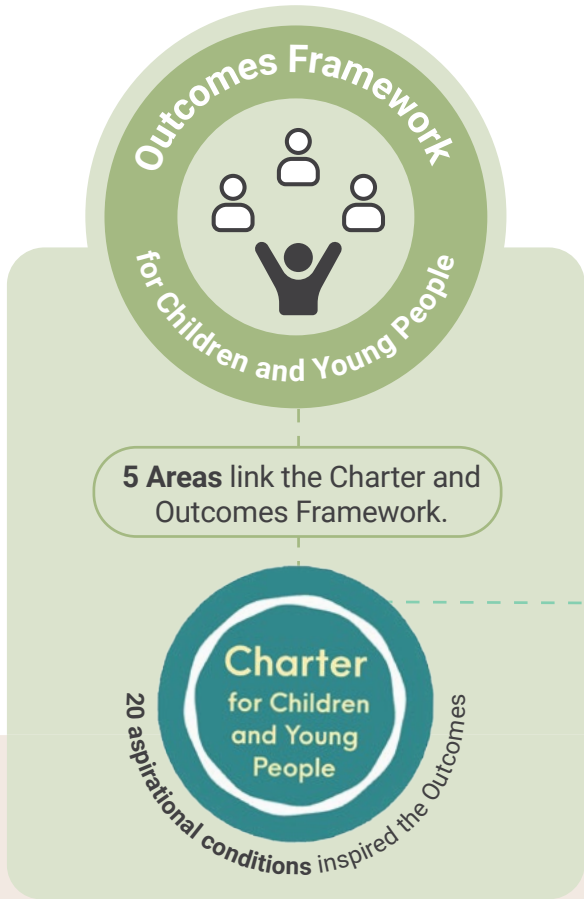
Under the Outcomes Framework, the Child Development Council (CDC) collates publicly available, population-level data for young South Australians, including Aboriginal children and young people.

Data sovereignty ensures Aboriginal people's right to control their own data and shapes strengths-based narratives that reflect their resilience, cultural diversity and self-determination.

When interpreting the data:

- The CDC analyses and seeks to publish that data in culturally safe and responsible ways to help improve outcomes for Aboriginal children and young people.
- The CDC's Aboriginal Reference Group advises on the publication of data and information regarding Aboriginal children and young people.
- In support of the inalienable rights of Aboriginal peoples, the CDC aspires to current best practice for the collection, ownership, and application of data and information about Aboriginal peoples, their lifeways and territories.
- The CDC seeks to collaborate with Aboriginal peoples and organisations to identify enablers and barriers to improving [Social and Emotional Wellbeing](#).
- We recognise that this level of data gathering has not been fully realised in the current Report Card and must be addressed in the future.

! The Charter for Children and Young People **is part of** the Outcomes Framework.



Charter Ambassador Program

Linked to the Charter, schools register to be a part of the Charter Ambassador Program.

Areas

Wellbeing	Health	Safety	Education	Preparing for adulthood

Outcomes: Young South Australians

are happy, inspired and engaged.	are physically, mentally and emotionally healthy.	are safe and nurtured.	are successful learners.	participate actively in society.
4 Indicators 16 Measures	4 Indicators 28 Measures	4 Indicators 14 Measures	4 Indicators 19 Measures	3 Indicators 12 Measures



Outcomes are the quality of life wanted for young South Australians.

Indicators are experiences needed to reach the Outcomes.

Measures are data points used to track progress.

Overview

Every young South Australian counts.

The development of South Australia's Outcomes Framework for Children and Young People (Outcomes Framework) is guided by the provisions of the *Children and Young People (Oversight and Advocacy Bodies) Act 2016* and the *Children and Young People (Oversight and Advocacy Bodies) Regulations 2017*.

The Child Development Council (CDC) is a legislated body that maintains the Outcomes Framework, using data and insights to help policymakers in making evidence-based decisions to improve outcomes for young South Australians.

The CDC also advises and reports to the Government on the effectiveness of the Outcomes Framework.

The **Outcomes Framework** places young South Australians, birth to 18, at the centre of 5 key Areas:

- Wellbeing
- Health
- Safety
- Education
- Preparing for adulthood.

The Outcomes Framework provides a shared goal to guide State authorities to develop strategies, objectives, policies and programs.



The [Charter for Children and Young People](#) outlines 20 aspirational conditions, aligning with the 5 key Areas. The Charter is an integral component of the Outcomes Framework and was informed by the voices of young South Australians.



The [Charter Ambassador Program](#) enables young South Australians to engage in civics, build connections beyond their communities, promote the Charter, initiate positive change and engage in experiences that provide inspiration for their future.




[South Australia's Report Card for Children and Young People](#) uses population-level data to track the Measures in the Outcomes Framework, to reveal current trends and areas for improvement. Where possible, we disaggregate the data into relevant groups of interest.

The Charter for Children and Young People

**outlines 20 aspirational conditions,
across the 5 key Areas.**





Young South Australians...



Wellbeing

- ... can play, be creative & enjoy free time
- ... know adults that they trust
- ... are able to make & enjoy friendships
- ... have a say in things that affect them

Health

- ... are born healthy, are loved & cared for
- ... have food, water, clothing & shelter
- ... can get help to make choices about their health & happiness
- ... are physically & mentally healthy & can access health care



Safety

- ... have a home where they feel safe
- ... live in a safe & caring community
- ... can use technology safely
- ... are able to make safe choices

Education

- ... are able to have a good education
- ... are supported to learn & be the best they can be
- ... have choices to take part & become independent
- ... are helped to learn skills to get a job



Preparing for adulthood

- ... respect & celebrate their cultures & communities
- ... are shown in a positive way
- ... can take part in their communities
- ... can help to make a difference in the world





Wellbeing



Young South Australians are happy, inspired and engaged.

Indicators

Children have early experiences that enhance their development

Children and young people are connected to family, friends and communities

Children and young people play and participate in recreational activities

Children and young people are leading satisfied lives



Health



Young South Australians are physically, mentally and emotionally healthy.

Indicators

Babies are born healthy

Children have a healthy early life

Children and young people have health-promoting behaviours

Children and young people are developing well physically and emotionally



Safety



Young South Australians are safe and nurtured.

Indicators

Children and young people live in safe homes

Children and young people are safe from preventable injury

Children and young people are protected from abuse and neglect including domestic, family and sexual violence

Children and young people are safe from crime



Education



Young South Australians are successful learners.

Indicators

Children enter the school system ready to take advantage of the learning environment


Children and young people have advanced literacy and numeracy skills

Children's and young people's experience of learning is positive

Children and young people are engaged in school, further education, training or work



Preparing for adulthood



Young South Australians participate actively in society.

Indicators

Children and young people develop skills for an independent life

Children and young people participate in decisions that affect them directly and the wider society

Children and young people are engaged in community activities



Implementing the Outcomes Framework

Your experience matters

What you know about children and young people through your work can help improve future outcomes for young South Australians.

State authorities¹ have an obligation to seek, and give effect to, the Outcomes Framework. Where appropriate State authorities and other organisations should collaborate to achieve the shared goals in the Outcomes Framework to improve the lives of children and young people in our State.

Suggestions for spreading awareness about the Charter

- ✓ Share the Charter in public spaces and online
- ✓ Endorse and reference the Charter in planning and policies

Suggestions for using the Outcomes Framework

- ✓ Use Outcomes, Measures and Indicators relevant to your organisation when planning for and making decisions that affect children and young people
- ✓ Align programs and policies with the Measures in the Outcomes Framework
- ✓ Endorse and reference the Outcomes Framework in planning, policies, project concepts and briefings

Accessing and using the Report Card

- ✓ Explore data on young South Australians
- ✓ Use the data to support the development and implementation of programs and policies

1. State authorities include, for example, public sector agencies, local councils, and bodies established for a public purpose under legislation. See Section 3 of the *Children and Young People (Oversight and Advocacy Bodies) Act 2016* for a full definition of State authority.

Indicators and Measures

Wellbeing

Children have early experiences that enhance their development | Measures:

- Proportion of children who can be accommodated in available childcare places

Children and young people are connected to family, friends and communities | Measures:

- Proportion of children and young people having someone to ask for any type of support
- Proportion of children and young people participating in cultural and/or creative activities
- Proportion of children and young people attending cultural venues and events
- Proportion of children and young people feeling connected to adults in their home
- Proportion of children and young people feeling connected to adults in their school
- Proportion of children and young people feeling connected to adults in their community

Children and young people play and participate in recreational activities | Measures:

- Area and accessibility of green and blue space for children and young people
- Proportion of children and young people participating in organised activities outside of school hours
- Proportion of children and young people participating in sport or recreational physical activities outside of school hours

Children and young people are leading satisfied lives | Measures:

- Proportion of children and young people who report experiences of discrimination, racism, bullying, or exclusion
- Proportion of children and young people who report being worried about their family's financial situation
- Proportion of children and young people having the ability to manage the experience of positive and negative feelings
- Proportion of children and young people feeling optimistic about life
- Proportion of children and young people reporting a medium to high level of satisfaction with life
- Rate of suicide for children and young people

Health

Babies are born healthy | Measures:

- Proportion of babies born large for gestational age
- Proportion of pregnant mothers consuming alcohol during pregnancy
- Proportion of infants receiving breastmilk at key early milestones (2, 4 and 6 months)
- Proportion of low birthweight babies
- Proportion of pre-term births
- Proportion of pregnant mothers smoking in the first 20 weeks of pregnancy
- Proportion of mothers under 20 years when giving birth

- Proportion of women attending antenatal visits during pregnancy

Children have a healthy early life | Measures:

- Rate of infant mortality per 1,000 live births
- Proportion of children fully immunised at 1, 2 and 5 years
- Proportion of children meeting developmental milestones at 2 and 4 years

Children and young people have health-promoting behaviours | Measures:

- Proportion of children and young people engaging in excess screen time
- Proportion of children and young people reporting they usually get a good night's sleep
- Proportion of children and young people being reported as underweight, overweight or obese
- Proportion of young people smoking tobacco
- Proportion of young people vaping
- Proportion of young people consuming alcohol
- Proportion of young people with potentially unsafe or binge-drinking behaviour
- Proportion of young people taking illicit drugs
- Proportion of young people with sexually transmissible infections

Children and young people are developing well physically and emotionally | Measures:

- Proportion of children and young people reporting use of health services in the previous 12 months
- Proportion of children and young people with access to healthy food
- Proportion of children and young people with tooth decay
- Proportion of children and young people estimated to have an emotional, mental health or behavioural problem
- Number of presentations to hospital emergency departments involving children and young people with suicidal ideation or self-harming incidents, or mental health concerns
- Proportion of children and young people with chronic disease
- Proportion of children and young people who had a free Indigenous health screen/assessment under the Closing the Gap health program/scheme
- Proportion of children and young people considering themselves to be in good or excellent health

Safety

Children and young people live in safe homes | Measures:

- Proportion of children and young people feeling safe and secure at home
- Proportion of children and young people living in households with financial hardship
- Proportion of children and young people experiencing homelessness

Children and young people are safe from preventable injury | Measures:

- Number and proportion of hospitalisations of children and young people that were potentially preventable

- Proportion of deaths of children and young people being attributed to preventable/unintentional injury
- Number of police cautions or fines issued for failing to safely restrain children and young people who are passengers

Children and young people are protected from abuse and neglect, including domestic, family and sexual violence | Measures:

- Proportion and number of children and young people admitted to, and in, out-of-home care
- Proportion of children and young people in home-based care
- Proportion of children and young people being notified to the child protection system

Children and young people are safe from crime | Measures:

- Proportion of children and young people reporting experiences of online harm
- Proportion of children and young people feeling unsafe in their local area at night
- Proportion of children and young people who were victims of offences reported to police
- Proportion of children and young people apprehended (arrested/reported) by police
- Proportion and number of police diversions involving children and young people

Education

Children enter the school system ready to take advantage of the learning environment | Measures:

- Proportion of children developmentally vulnerable in 1 or more of 5 domains under the Australian Early Development Census (AEDC) when they enter school
- Proportion of children on track across the Australian Early Development Census (AEDC) domains when they enter school
- Proportion of children attending playgroups before entering full-time school
- Proportion of children by selected equity groups, attending approved childcare services
- Proportion and number of 3-year-old and 4-year-old children enrolled in a quality preschool program
- Proportion of children enrolled in a quality preschool program in the year before attending full-time school
- Number of children receiving early childhood early intervention supports through the National Disability Insurance Scheme (NDIS) or with an approved NDIS plan before entering school

Children and young people have advanced literacy and numeracy skills | Measures:

- Proportion of Year 1 students reading at an age appropriate level or better
- Proportion of Year 3 students achieving the strong or exceeding proficiency levels in reading, writing or numeracy
- Proportion of Year 5 students achieving the strong or exceeding proficiency levels in reading, writing or numeracy
- Proportion of Year 7 students achieving the strong or exceeding proficiency levels in reading, writing or numeracy

- Proportion of Year 9 students achieving the strong or exceeding proficiency levels in reading, writing or numeracy

Children's and young people's experience of learning is positive | Measures:

- Proportion of children and young people reporting medium to high levels of school belonging
- Proportion of children and young people reporting a positive school climate
- Proportion of children and young people who report experiences of bullying in school

Children and young people are engaged in school, further education, training or work | Measures:

- Proportion of children and young people who have been suspended, excluded, or expelled in the last year
- Proportion of young people fully engaged in school, work or further education and training
- Rate of attendance for children and young people enrolled in school
- Proportion of young people completing a senior secondary certificate of education qualification or equivalent

Preparing for adulthood

Children and young people develop skills for an independent life | Measures:

- Proportion of children and young people participating in active travel, including the use of public transport
- Proportion of Year 10-12 students reporting a medium to high motivation to achieve their goals
- Proportion of young people that are literate
- Proportion of young people that are numerate
- Proportion of young people that are financially literate
- Proportion of young people with a driver's licence
- Proportion of young people satisfied with their level of independence
- Average hours of paid employment for young people
- Proportion of Year 10 students achieving at or above proficient standard in the Australian Curriculum civics and citizenship assessment

Children and young people participate in decisions that affect them directly and the wider society | Measures:

- Proportion of young people 18 years enrolled to vote

Children and young people are engaged in community activities | Measures:

- Proportion of children and young people participating in volunteering
- Proportion of children and young people participating in community support groups

For access to population-level data on the Measures, find out more in the [Report Card](#) at cdcwbrc.childrensa.sa.gov.au



Child Development Council

Web

childrensa.sa.gov.au

Report Card

cdcwbrc.childrensa.sa.gov.au

Email

ChildrenSA@sa.gov.au



Author. Child Development Council. South Australia

Title. South Australia's Outcomes Framework for Children and Young People

Edition. 2025

© Government of South Australia